

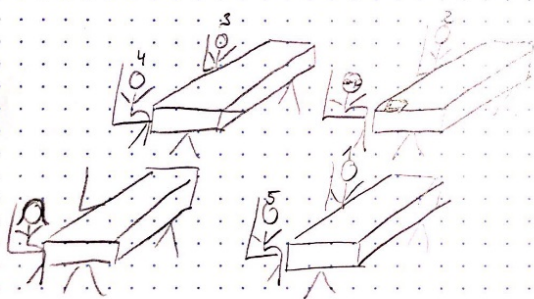
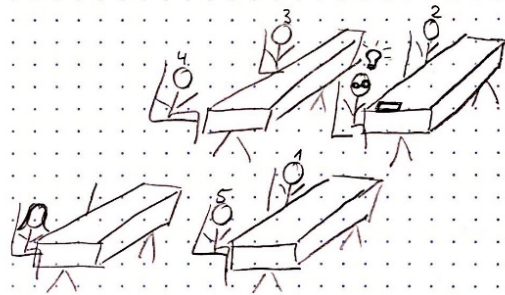


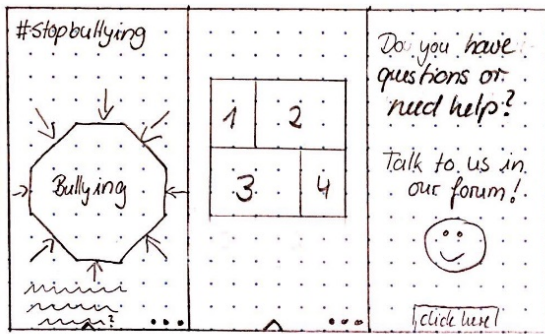
When the teacher...



But after discussing the issue...



and the results were amazing.



they didn't feel so alone anymore



In fact, if someone needed help...

... because help was now just a click away.

## **Title: “Stop Cyberbullying - Let’s make an Instastory!”**

### **Group name: “NOKIA”**

total frames: 8 (not including title)

#### **Frame 1**

- Classroom setting (multicultural and mixed gender – 7 students)
- Adult in front of the class, explaining the task (facing the students)
- Kids being disruptive (sigh, annoyed facial expressions)
- One girl sitting on her own in the background looking absent minded, sad and lonely (will now be referred to as “Bullied girl”)
- Narrative top left corner: “When the teacher introduced a new task...”  
Narrative bottom right corner: “the response wasn’t what she expected.”
- Speech bubble teacher: “Today, you will create a comic, to show how to help someone who’s being cyberbullied.”
- Speech bubble student 1: “Booooooring”  
Speech bubble student 2: “That sounds stupid”

#### **Frame 2**

- Classroom setting (different angle – only students can be seen)
- Students facing each other, discussing the task at hand
- Bullied girl not participating, turned away from the group, sad facial expression
- Narrative top left corner: “But after discussing the issue...”
- Speech bubble student 2: “No one reads comics nowadays!”  
Speech bubble student 3: “Maybe we can do a meme or an edit!”  
Speech bubble student 4: “We definitely need a good slogan!”  
Speech bubble student 5: “Wouldn’t an online forum be more helpful?”
- During this discussion, one boy with glasses is just on his phone and does not get involved in the debate

#### **Frame 3**

- Same set up as in Frame 2
- Narrative bottom right corner: “. ..the students found a solution.”
- Speech bubble boy with glasses: “I got it! We just do an Insta-Story!”
- Speech bubble student 2: “Awesome!”
- Speech bubble student 4: “It’s gotta be catchy!”
- Speech bubble student 3: “Let’s do multiple slides!”
- Speech bubble student 5: “Great! We can share it with our friends!”

#### **Frame 4**

- Only students 1-5 + Boy with glasses are sitting around one big table, drawing and crafting looking focused and concentrated
- On the table are scissors, a sketch of a stop sign, papers, pens etc.
- The boy with glasses is working on a laptop
- Narrative bottom right corner: “They got creative...”

#### **Frame 5**

- Close up on 3 slides next to each other (looking like Instagram stories)
- One slide with a stop sign right in the middle  
underneath is written: “Many children and young people in Germany are being cyberbullied. What can YOU do?”
- Slide two with a bunch of questions and answers
  - 1 – Why me? Unfortunately bullying doesn’t always have a specific reason.
  - 2 - Who can help me? Friends, Parents, Teachers
  - 3- What should I do, if I’m being cyberbullied? Block or report the account. Tell someone you trust about it.
  - 4- What can I do, if my friend is being bullied? Listen to them and support them.
- Slide 3 is the pathway to a help forum  
Are you or is someone you know being bullied online? Do you have questions or need help? Talk to us in our forum!
- Narrative top left corner: “and the results were amazing.”

#### Frame 6

- Only bullied girl in the frame, sitting on her table by herself looking sad (maybe head resting on crossed arms, having a tear in her eye)
- Thinking bubble: image of her smartphone and an Instagram comment on her account “This picture is ugly.” Another comment: “How dare you go outside looking like that :D (mean laughing smiley)”
- Under the table in her bag, she gets a notification on her phone
- Narrative bottom right corner: “In fact, if someone was in need of help...”

#### Frame 7

- Bullied girl reading a message on her phone (big eyes, looking curious and hopeful)
- Message on Insta chat being displayed in the frame, reading:

Bullied Girl: I feel so sad. People are saying mean things to me online.

Friend: That’s so mean!

Bullied Girl: I don’t know what to do now.

Friend: Hey I saw this story here. I think this will be very helpful to you! Check it out!

Then little image of the first slide with the stop sign at the bottom of the chat.

- Narrative top left corner: “...they didn’t feel so alone anymore...”

#### Frame 8

- Same shading as narrative box, but for the whole frame
- Text: “...because help was now just a click away.”